



ଅଢ଼

(DAMU)

ଓ

(GKMS)

ଶ ଓ

... ଓ



(#Azadi ka Uatsav-Amrit Mahotsav)

ଓ ଅଢ଼ ( ) : - -

( [ ଓ ] )

ଓ

[	
( . )	.
( ଓ )	. - .
( ଓ )	- .
(% )	-
	-
( [ / ] )	. - .

ତ ଓ

- ଓ ଅଢ଼

	[ - ]	[ - ]	[ - ]	[ - ]	[ - ]
	- -	- -	- -	- -	- -
( . )					
ତ ( ଓ )					
ତ ( ଓ )					
ତ (%)					
ତ (%)					
( [ / ] )	.	.	.	.	.
[ ( ଓ )	କ୍ଷ	ଠ	କ୍ଷ	କ୍ଷ	କ୍ଷ
କ୍ଷ	ଫ ଟ ଫ	ଫ ଟ ଫ	ମୁଫ୍ୟତ୍ୱେ ଫ	ମୁଫ୍ୟତ୍ୱେ ଫ	ମୁଫ୍ୟତ୍ୱେ ଯୋଫ୍ୟୁଂ

ି : ଓ ଅଢ଼ାଣୀ



- કલો નાઈટ્રોજન, સ [ સફર આપવાની જરૂરિયાત રહેતી નથી.
- પ્ર ડાણા ભરાવા જેવી કટોકટીની અવસ્થાએ આપવાથી સારું ઉત્પાદન મેળવી શકાય.
- નિદાણ નિયંત્રણ: સ [ ડાણા [ ત્ર

- શુ
- બ્ર - બ્ર - બ્ર

- જા : - જા
- ર
- ગ્ર / ક
- ક કિયા ટ્રે ગ્ર સ
- પ્રથમ પિયત વાવેતર પછી તરત જ અને ત્યાર પછીનું પિયત - [
- [ ત્ર : પાક અવસ્થાએ બે આંતર ખેડ અને પછીનાં દિવસોમાં જરૂરિયાત મુજબ હાથ [ ત્ર

ઉ / અર

- [ ક અવસ્થાએ કાપણી કરી સંપૂર્ણ સુકાયા બાદ જ શ્રેણી કાચ કરવું.

/


- સુ - [

[

- - % [ ક ત શ્રે

અ


- ઇ
- શાકભાજી પાકોને નિદાણ મુક્ત રાખવા જોઈએ.
- : ( ) ( )




- શ્રૃપ : શ્રૃપ ત્ર પ્રે શ્ર શ્રૃ
- ડ્ર સ સ પ્ર



- : ક્ર પ્ર ય
- : લ ડ ક ર



- : જ ડ
- : ય



- : લ ક ર લ ય
- : શ

- ડ ક ર શ ક્ષ / શ પ્ર ર
- : ર ડ
- : પ્ર . પ્ર . પ્ર
- : પ્ર . + ય ર શ
- : ક ડેકામેથ્રીન ર



## District Agrometeorological Unit (DAMU)

GraminKrushi Mausam Seva (GKMS)

Krishi Vigyan kendra

Junagadh Agricultural University

Jamnagar-361006

Date: 04-03-2023 to 08-03-2023

(#Azadi ka Uatsav-Amrit Mahotsav)



### Jamnagar District Agromet Advisory Service bulletin No. 18 (2023) Date: 03-03-2023

(Issued jointly by Junagadh Agricultural University and India Meteorological Department)

#### Significant weather for the preceding week

weather parameter		
Rain fall (mm)	0.0	
Maximum temperature ( C)	29.0-33.5	
Minimum temperature ( C)	17.5-19.0	
Relative Humidity (%)	Morning	48-82
	Afternoon	29-36
Wind speed (Kmph)	3.1-5.2	

#### Weather forecasting for Jamnagar District

Date	Day-1	Day-2	Day-3	Day-4	Day-5
Parameters	04-03-2023	05-03-2023	06-03-2023	07-03-2023	08-03-2023
Rain fall (mm)	0	0	0	0	0
Maximum temperature ( C)	36	36	35	35	35
Minimum temperature ( C)	20	20	18	18	19
Relative Humidity-I (%)	40	41	48	41	43
Relative Humidity-II (%)	19	21	20	19	18
Wind speed (Km/h)	14.2	14.2	13.5	11.9	11.7
Wind Direction (deg.)	W	NW	W	W	W
Cloud cover (Okta)	Mainly Clear	Mainly Clear	Mainly Clear	Mainly Clear	Mainly Clear

Note: Above forecast is the average situation of whole district not for one particular place.

Gramin Krishi Mausam Seva, Krishi Vigyan Kendra, Jamnagar and Indian meteorological department announce upcoming five days weather forecast of

Jamnagar district have sky will be observed Mainly Clear weather forecast in next five days.

**Rain fall:** In the next week no chances of rainfall.

**Temperature:** Maximum and minimum temperature likely to be in range 35-36 °C and 18-20

°C, respectively, so cold wave condition increase in next week.

**Relative Humidity:** The RH-I and RH-II is likely to be in the range of 41-48 % & 18-21 %, respectively.

**Wind Direction and Speed:** Direction and speed of wind is likely to be W-NW and 11.7-14.2 km/h, respectively.

### General Agricultural Advisory

- Harvest the Rabi crop at maturity stage.
- If soil is ready for sowing then sowing should be carried out for summer crop cultivation.
- At Summer crop sowing time apply the seed treatment of fungicide for control for fungal infection. Apply seed treatment of Rhizobium, Azotobactor and Phospho solublizing bacteria 125 ml/ kg seed.
- For a better quality of wheat grain spray uria @ 150 gm / 10 liter water solution before the last irrigation and spray mancozeb @ 25 gm/10 lit of water.

### Crop wise Advisory

crop	Advisory
<b>Summer Groundnut</b>	<ul style="list-style-type: none"><li>● <b>Variety:</b> Selecting early maturing vertical varieties for sowing so that harvesting and threshing operations can be completed before monsoon rains. GG-2, GG-5, GG-6, TAG-24, TG-26 and TG-37A choose any one early maturing variety from these.</li><li>● <b>Spacing:</b> Between row 7.5-10 cm and between plant 4-5 cm distance maintain.</li><li>● <b>Seed Rate:</b> 120 kg/ha</li><li>● <b>Fertilizer:</b> 25 kg Nitrogen, 50 kg Phosphorus and 50 kg Potash for one hector application.</li><li>● <b>Irrigation:</b> Apply first irrigation after sowing and next irrigation after 6-7 days for better seed germination.</li></ul>
<b>Summer Green gram</b>	<ul style="list-style-type: none"><li>● <b>Sowing time:</b> Sowing should be carried out in between February 15<sup>th</sup> to March 15<sup>th</sup> Month.</li><li>● Select the variety like Gujarat Mung-2, 3, 4, K-851, C.O.-4 and Meha.</li><li>● <b>Spacing:</b> Between row 30 cm and between plant 10 cm distance maintain.</li><li>● <b>Seed Rate:</b> 20-25 kg/ha</li><li>● <b>Fertilizer:</b> 20 kg Nitrogen, 40 kg Phosphorus one hector application.</li><li>● <b>Irrigation:</b> Apply first irrigation after sowing and next irrigation after 4-5 days for better seed germination.</li></ul>

	<ul style="list-style-type: none"> <li>• <b>Weed Control:</b> At a crop stage two time Interculturing and after hand weeding as per requirement.</li> </ul>
<b>Summer Sesame</b>	<ul style="list-style-type: none"> <li>• <b>Variety:</b> Select the variety like Gujarat til-1, 2, 3, 4 (White seed) and Gujarat til-10 (Black seed).</li> <li>• <b>Spacing:</b> Between row 30 cm and between plant 10 cm distance maintain.</li> <li>• <b>Seed Rate:</b> 3-5 kg/ha</li> <li>• <b>Fertilizer:</b> 25 kg Nitrogen, 25 kg Phosphorus and 40 kg Potash for one hector application.</li> <li>• <b>Irrigation:</b> Apply first irrigation after sowing, second irrigation after 4-6 days, third irrigation when plant have four leaf stages and after irrigation on the basis of soil type.</li> <li>• <b>Weed Control:</b> At a crop stage two time Interculturing and after hand weeding as per requirement.</li> </ul>
<b>Summer Pearl millet</b>	<ul style="list-style-type: none"> <li>• <b>Sowing time:</b> Sowing should be carried out in 1<sup>st</sup> or 2<sup>nd</sup> Week of February.</li> <li>• For the sowing of Summer Bajara select the variety like Gugarat Hybrid Bajara- 526, Gugarat Hybrid Bajara- 558, Gugarat Hybrid Bajara- 538.</li> </ul>
<b>Black Gram</b>	<ul style="list-style-type: none"> <li>• <b>Spacing:</b> Between row 30 cm and between plant 10 cm distance maintain.</li> <li>• <b>Seed Rate:</b> 20-25 kg/ha</li> <li>• <b>Fertilizer:</b> 20 kg Nitrogen, 40 kg Phosphorus one hector application.</li> <li>• <b>Irrigation:</b> Apply first irrigation after sowing and next irrigation after 4-5 days for better seed germination.</li> <li>• <b>Weed Control:</b> At a crop stage two time Interculturing and after hand weeding as per requirement.</li> </ul>
<b>Wheat/ Chick pea/ Cumin/ Coriander</b>	<ul style="list-style-type: none"> <li>• Harvest the crop at maturity stage.</li> </ul>
<b>Garlic/ Onion</b>	<ul style="list-style-type: none"> <li>• Leaves are dry and falling on land at time uprooting start, after 2-3 days collect then on same place. When totally crop dry at time cutting started.</li> </ul>
<b>Castor</b>	<ul style="list-style-type: none"> <li>• Cutting the bloom at 70-80% maturity stage. Threshing operation carried out after full sundry of bloom.</li> </ul>
<b>Animals</b>	<ul style="list-style-type: none"> <li>• Essential salts/mineral mixture in appropriate quantities must be mixed with feed and given to the animals.</li> <li>• Spray phenyl in the animal shed to avoid flies and mosquitoes. Keep</li> </ul>

animal shed hygienic and clean to avoid flies and mosquitoes.

- Provide 6-8 kg good quality dry roughage with 15-20 kg green fodder to the animals. For milch animals, regularly follow schedule of 1 kg feed + 50 g mineral mixture per 2 liters of milk yield.
- Spray Deltamethrin or Amitraz 2 ml/litre of water for the control of tick.